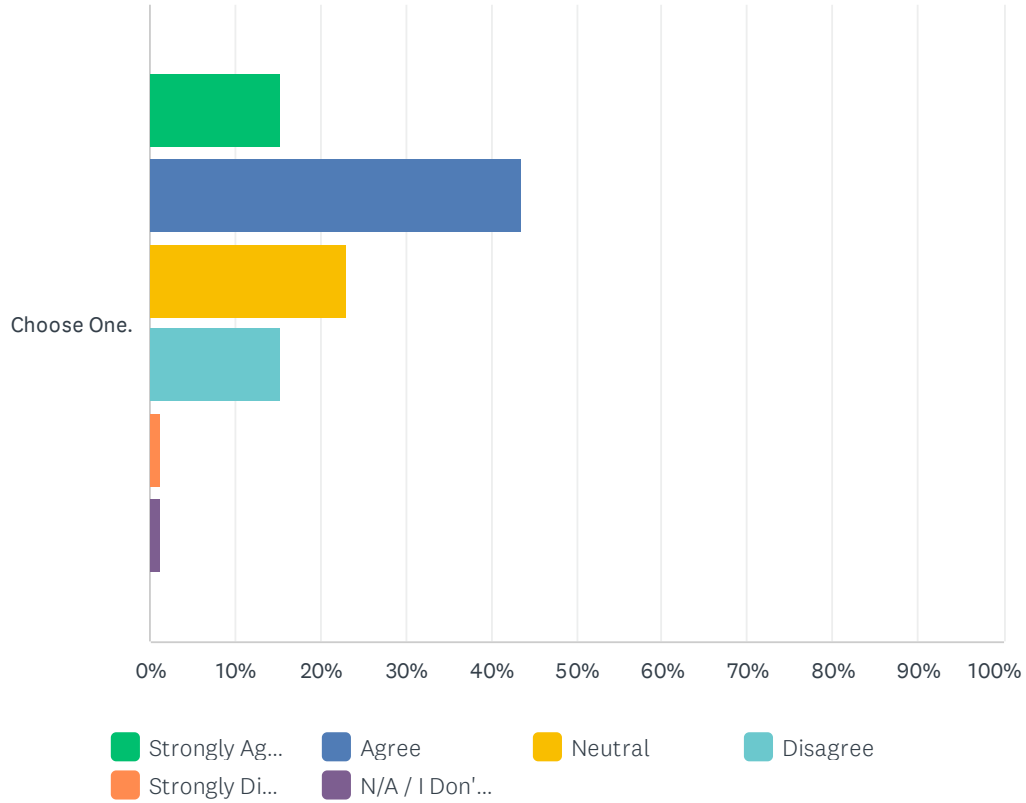


Q1 My institution demonstrates a strong commitment to improving my teaching skills.

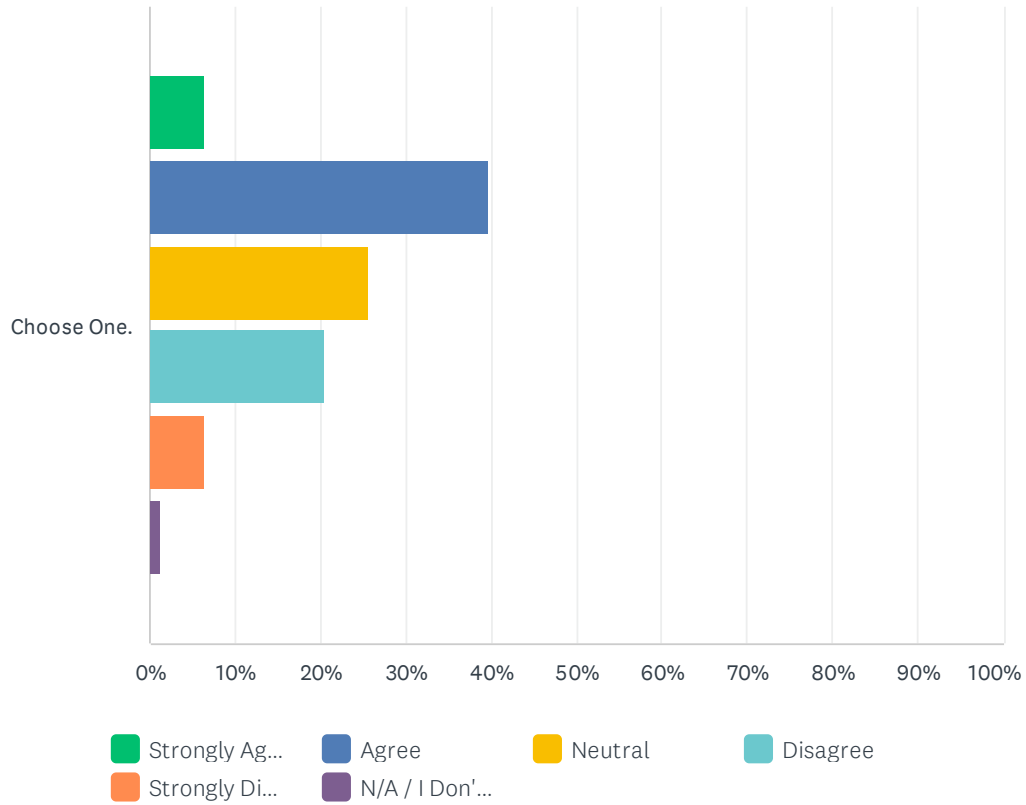
Answered: 78 Skipped: 0



	STRONGLY AGREE	AGREE	NEUTRAL	DISAGREE	STRONGLY DISAGREE	N/A / I DON'T KNOW	TOTAL	WEIGHTED AVERAGE
Choose One.	15.38% 12	43.59% 34	23.08% 18	15.38% 12	1.28% 1	1.28% 1	78	3.57

Q2 My institution demonstrates a strong commitment to improving my discipline-specific knowledge.

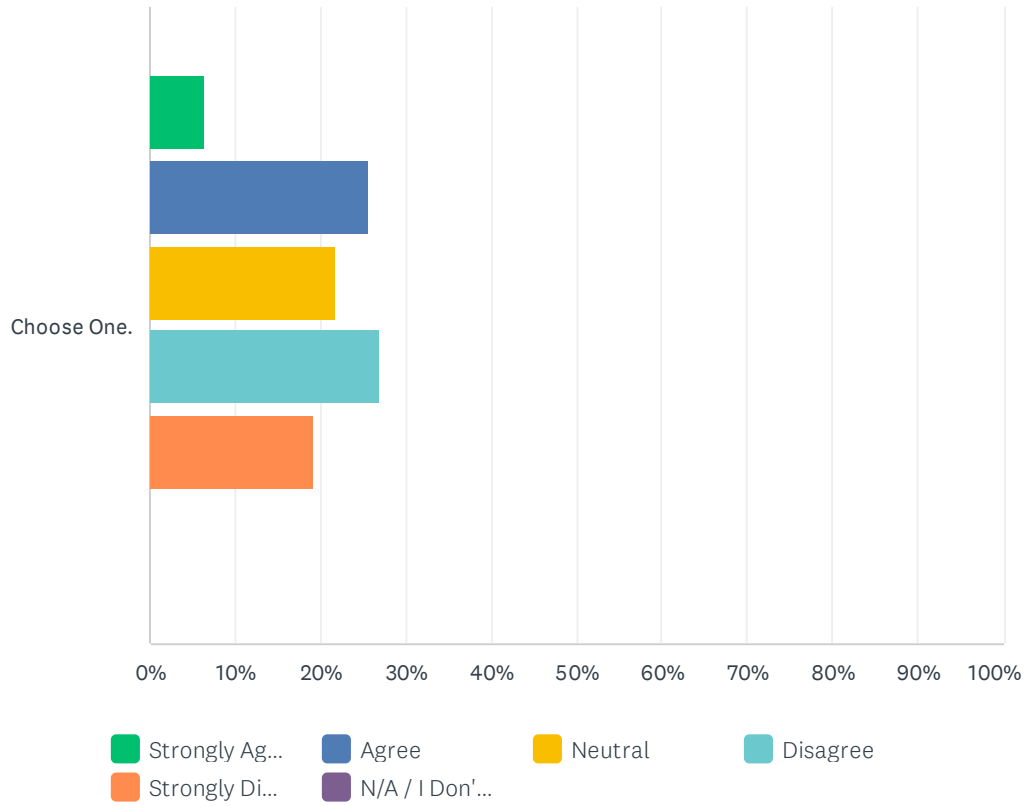
Answered: 78 Skipped: 0



	STRONGLY AGREE	AGREE	NEUTRAL	DISAGREE	STRONGLY DISAGREE	N/A / I DON'T KNOW	TOTAL	WEIGHTED AVERAGE
Choose One.	6.41%	39.74%	25.64%	20.51%	6.41%	1.28%	78	3.19
	5	31	20	16	5	1		

Q3 I have enough time to attend to my professional development needs.

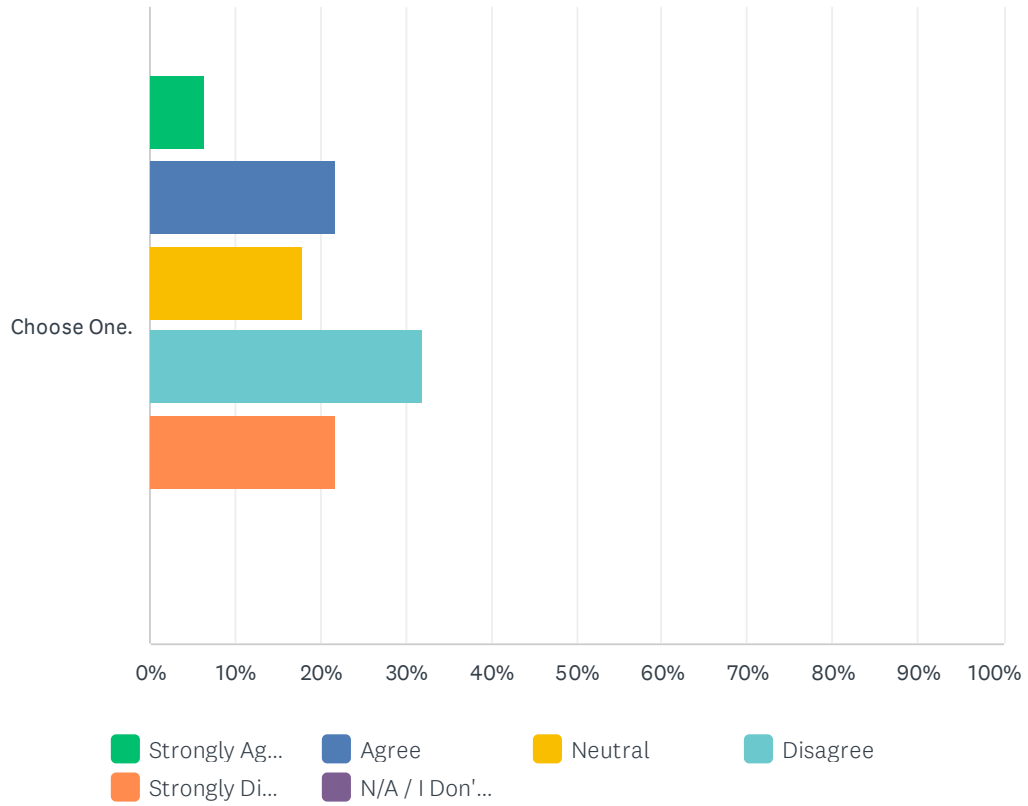
Answered: 78 Skipped: 0



	STRONGLY AGREE	AGREE	NEUTRAL	DISAGREE	STRONGLY DISAGREE	N/A / I DON'T KNOW	TOTAL	WEIGHTED AVERAGE
Choose One.	6.41% 5	25.64% 20	21.79% 17	26.92% 21	19.23% 15	0.00% 0	78	2.73

Q4 Senior administration communicates openly with faculty.

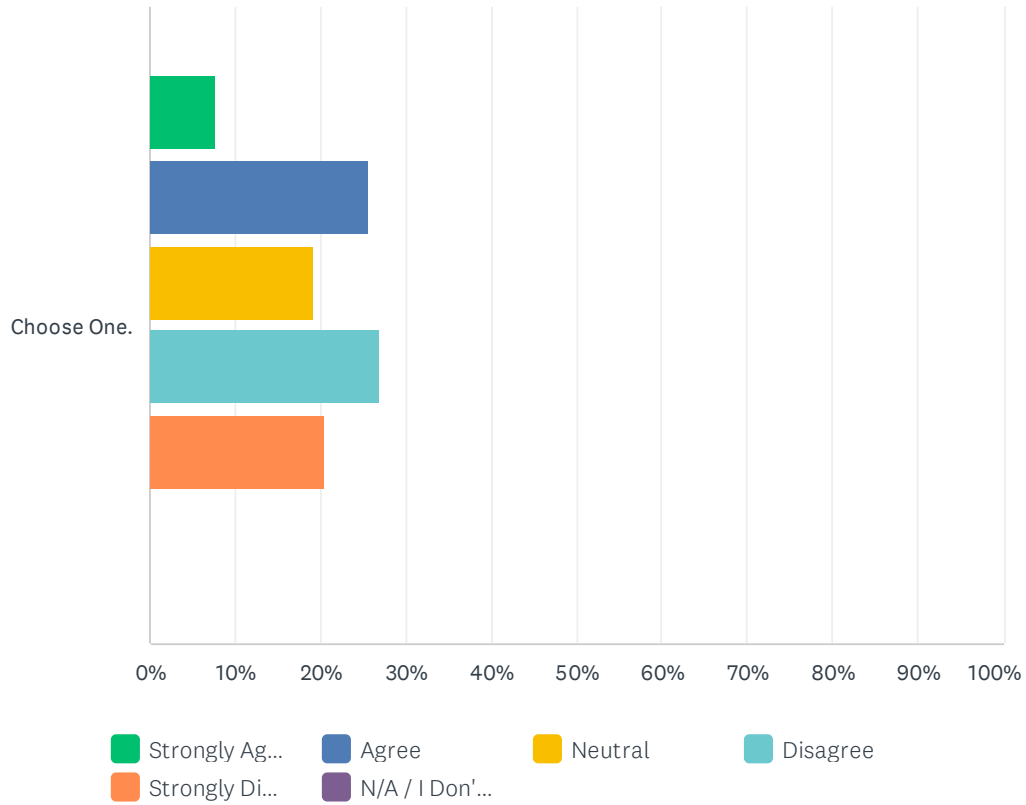
Answered: 78 Skipped: 0



	STRONGLY AGREE	AGREE	NEUTRAL	DISAGREE	STRONGLY DISAGREE	N/A / I DON'T KNOW	TOTAL	WEIGHTED AVERAGE
Choose One.	6.41% 5	21.79% 17	17.95% 14	32.05% 25	21.79% 17	0.00% 0	78	2.59

Q5 I am informed in a timely manner about important changes that affect me.

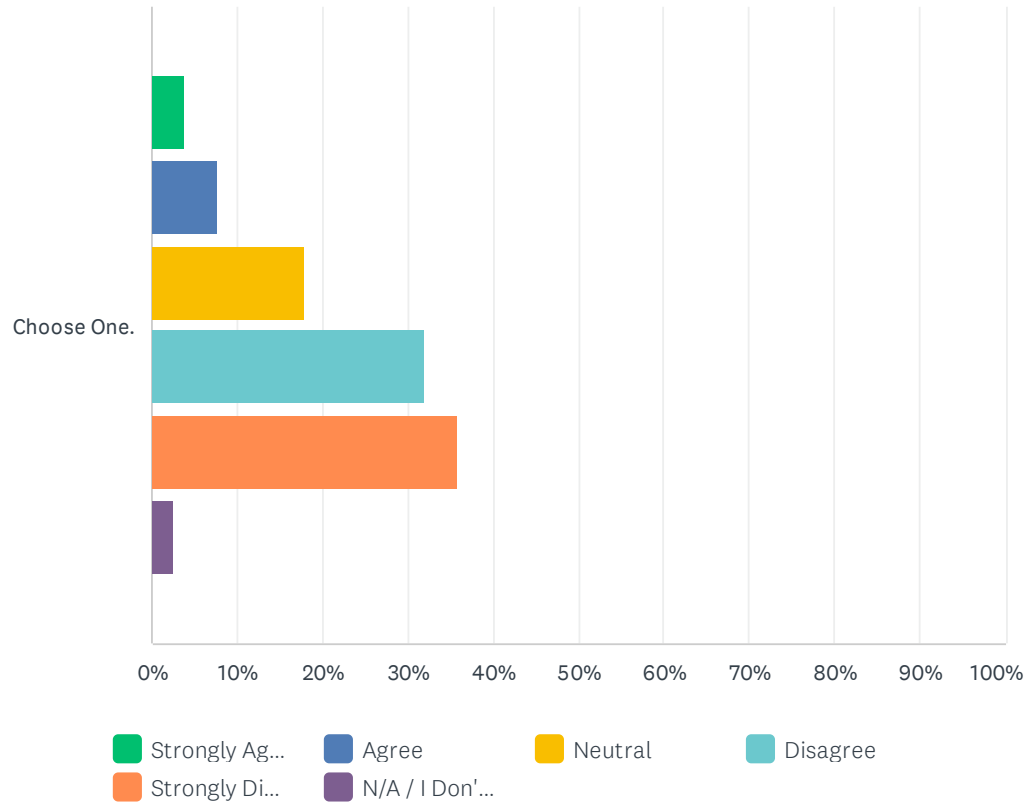
Answered: 78 Skipped: 0



	STRONGLY AGREE	AGREE	NEUTRAL	DISAGREE	STRONGLY DISAGREE	N/A / I DON'T KNOW	TOTAL	WEIGHTED AVERAGE
Choose One.	7.69%	25.64%	19.23%	26.92%	20.51%	0.00%	78	2.73
	6	20	15	21	16	0		

Q6 Input from faculty is sought AND seriously considered in decision-making at my institution.

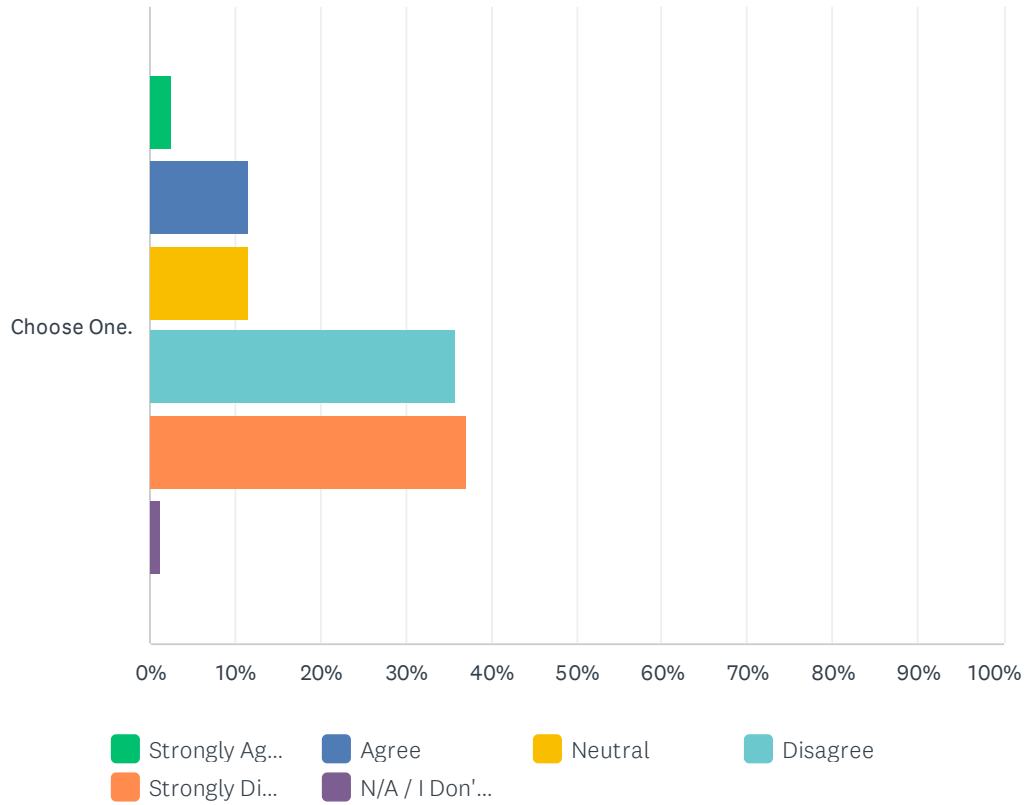
Answered: 78 Skipped: 0



	STRONGLY AGREE	AGREE	NEUTRAL	DISAGREE	STRONGLY DISAGREE	N/A / I DON'T KNOW	TOTAL	WEIGHTED AVERAGE
Choose One.	3.85% 3	7.69% 6	17.95% 14	32.05% 25	35.90% 28	2.56% 2	78	2.09

Q7 Senior administration understands day-to-day challenges faced by instructors.

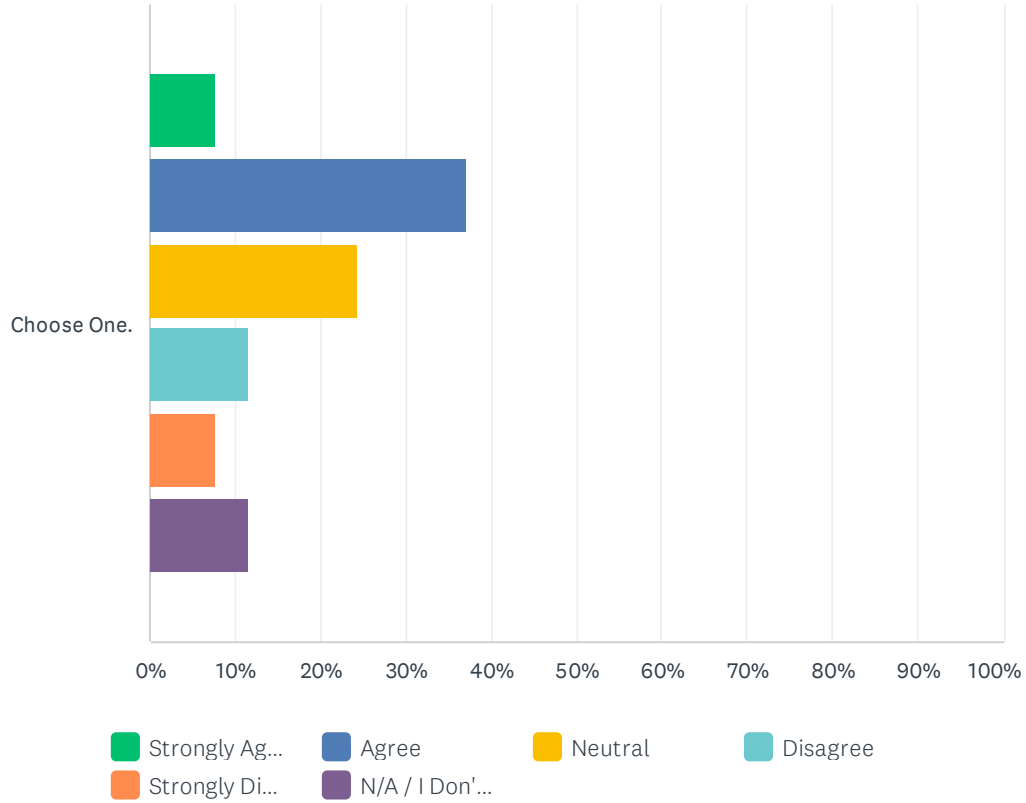
Answered: 78 Skipped: 0



	STRONGLY AGREE	AGREE	NEUTRAL	DISAGREE	STRONGLY DISAGREE	N/A / I DON'T KNOW	TOTAL	WEIGHTED AVERAGE
Choose One.	2.56% 2	11.54% 9	11.54% 9	35.90% 28	37.18% 29	1.28% 1	78	2.05

Q8 When making decisions, this institution refers to one or all of: a mission statement, a statement of goals, or a statement of values.

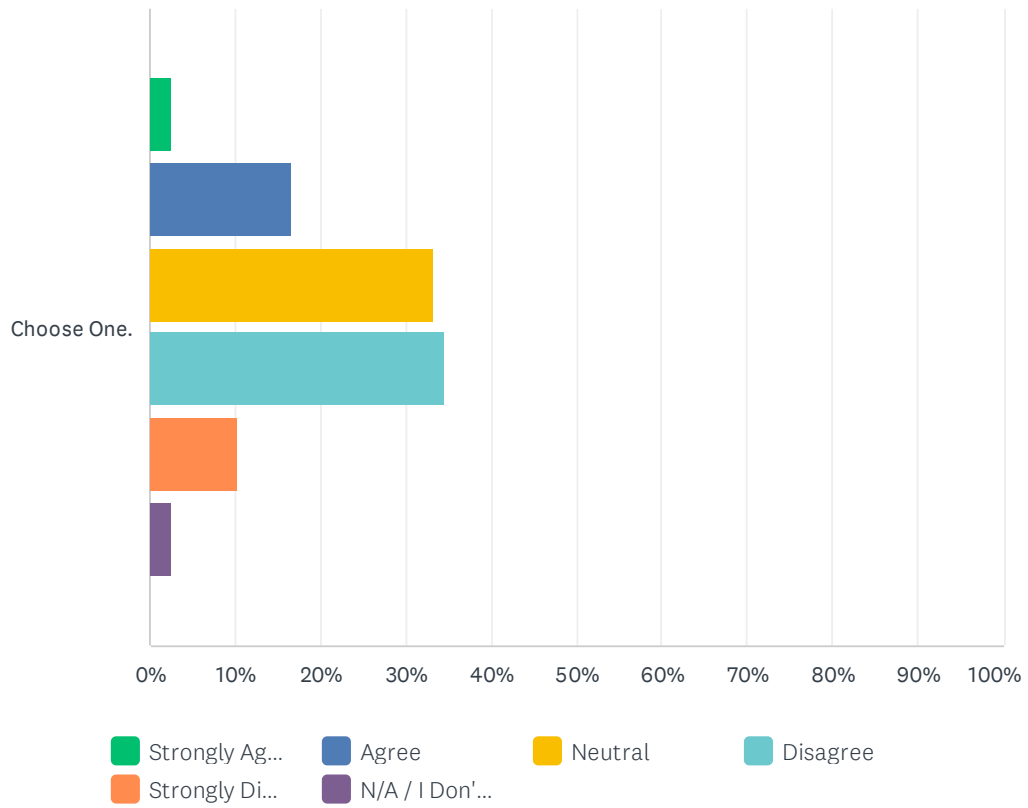
Answered: 78 Skipped: 0



	STRONGLY AGREE	AGREE	NEUTRAL	DISAGREE	STRONGLY DISAGREE	N/A / I DON'T KNOW	TOTAL	WEIGHTED AVERAGE
Choose One.	7.69% 6	37.18% 29	24.36% 19	11.54% 9	7.69% 6	11.54% 9	78	3.29

Q9 Outstanding performance by instructors is rewarded.

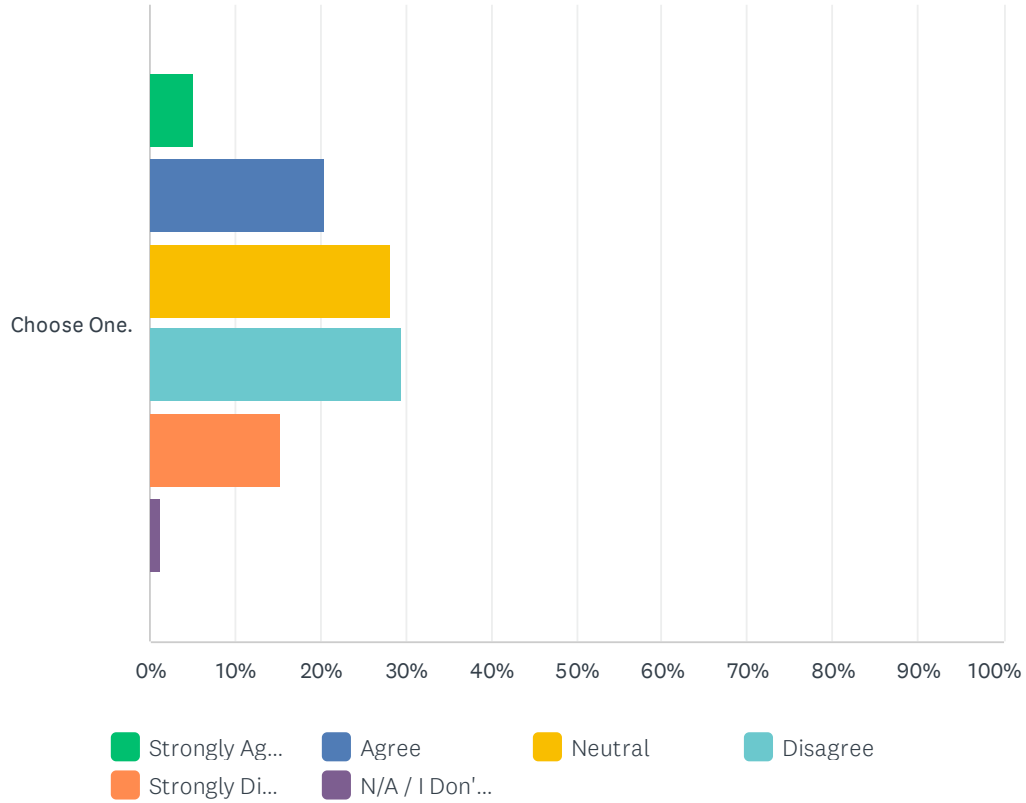
Answered: 78 Skipped: 0



	STRONGLY AGREE	AGREE	NEUTRAL	DISAGREE	STRONGLY DISAGREE	N/A / I DON'T KNOW	TOTAL	WEIGHTED AVERAGE
Choose One.	2.56% 2	16.67% 13	33.33% 26	34.62% 27	10.26% 8	2.56% 2	78	2.66

Q10 My institution demonstrates a strong commitment to my health and well being.

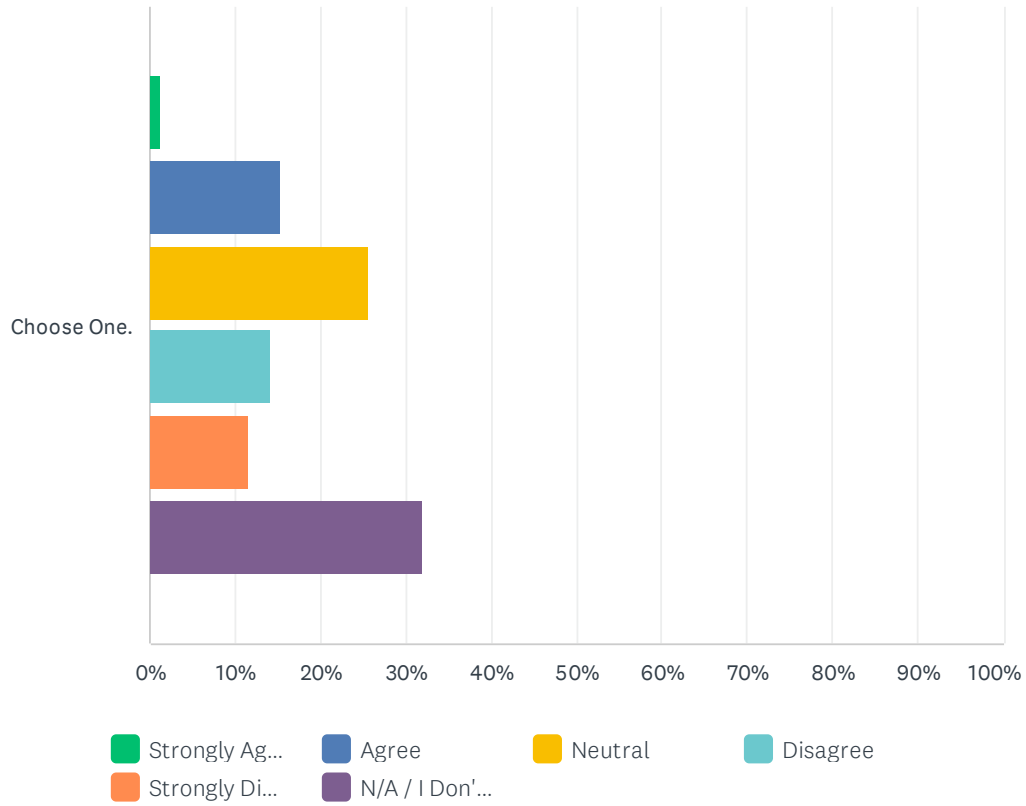
Answered: 78 Skipped: 0



	STRONGLY AGREE	AGREE	NEUTRAL	DISAGREE	STRONGLY DISAGREE	N/A / I DON'T KNOW	TOTAL	WEIGHTED AVERAGE
Choose One.	5.13%	20.51%	28.21%	29.49%	15.38%	1.28%	78	2.70
	4	16	22	23	12	1		

Q11 Academic council has a meaningful impact on academic decisions.

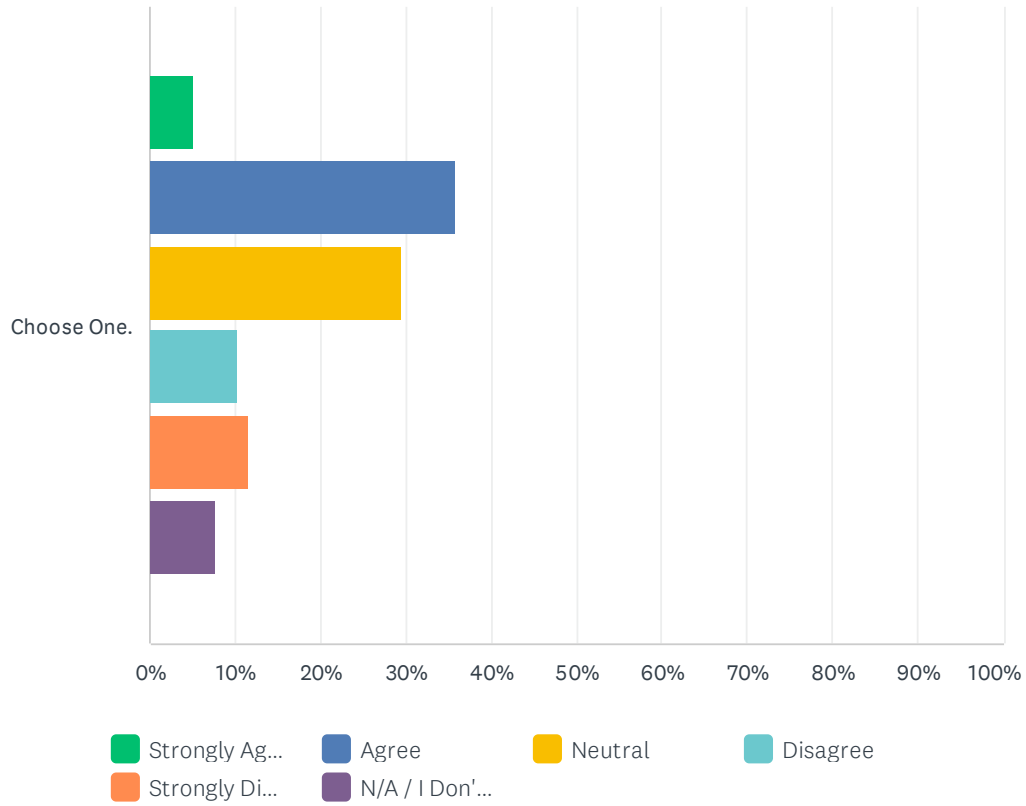
Answered: 78 Skipped: 0



	STRONGLY AGREE	AGREE	NEUTRAL	DISAGREE	STRONGLY DISAGREE	N/A / I DON'T KNOW	TOTAL	WEIGHTED AVERAGE
Choose One.	1.28% 1	15.38% 12	25.64% 20	14.10% 11	11.54% 9	32.05% 25	78	2.72

Q12 The president of this institution provides effective leadership.

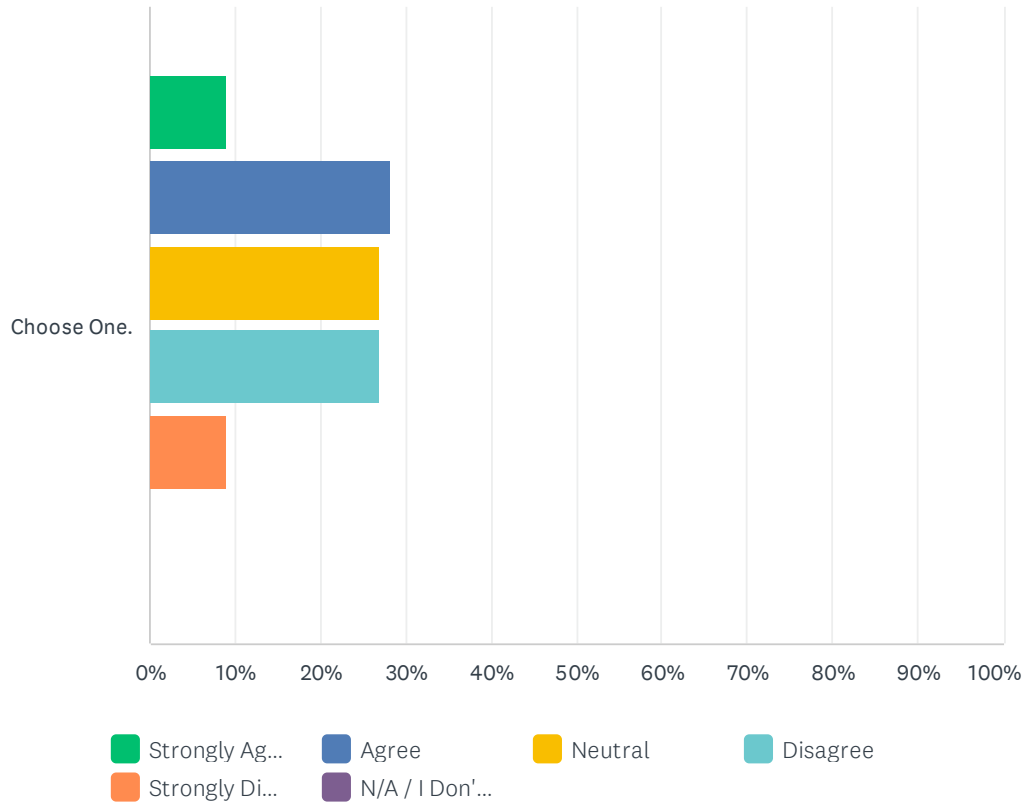
Answered: 78 Skipped: 0



	STRONGLY AGREE	AGREE	NEUTRAL	DISAGREE	STRONGLY DISAGREE	N/A / I DON'T KNOW	TOTAL	WEIGHTED AVERAGE
Choose One.	5.13% 4	35.90% 28	29.49% 23	10.26% 8	11.54% 9	7.69% 6	78	3.14

Q13 I have the resources I need to do my job effectively.

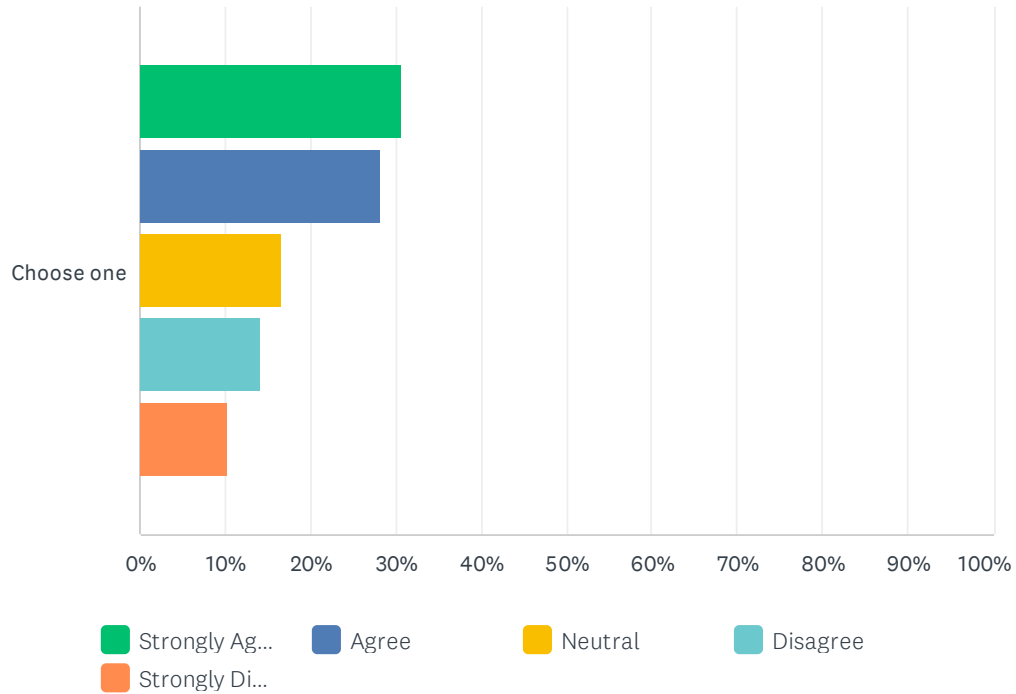
Answered: 78 Skipped: 0



	STRONGLY AGREE	AGREE	NEUTRAL	DISAGREE	STRONGLY DISAGREE	N/A / I DON'T KNOW	TOTAL	WEIGHTED AVERAGE
Choose One.	8.97% 7	28.21% 22	26.92% 21	26.92% 21	8.97% 7	0.00% 0	78	3.01

Q14 During the past 12 months my physical and/or mental health was negatively impacted by the context of my workplace.

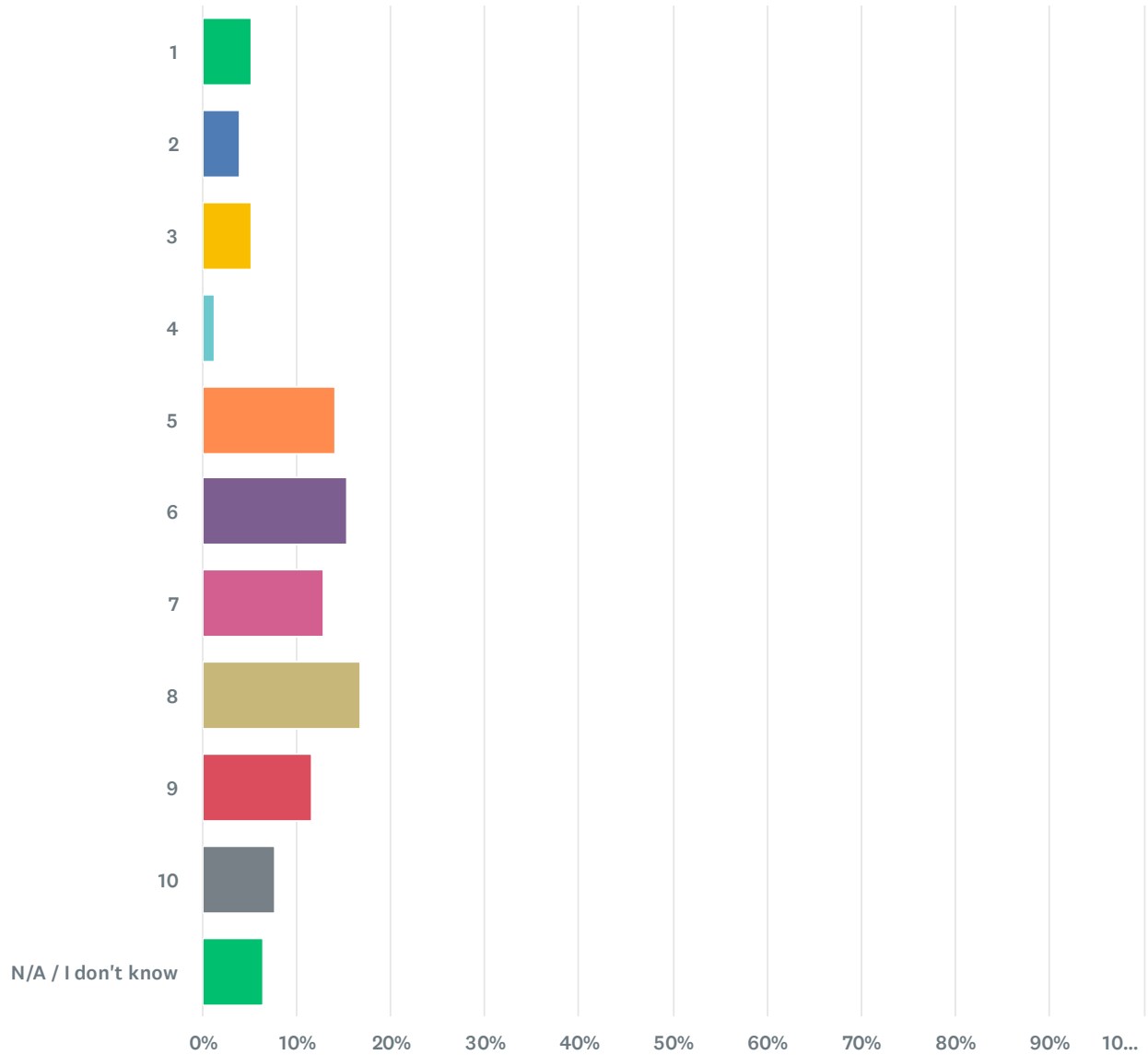
Answered: 78 Skipped: 0



	STRONGLY AGREE	AGREE	NEUTRAL	DISAGREE	STRONGLY DISAGREE	TOTAL	WEIGHTED AVERAGE
Choose one	30.77%	28.21%	16.67%	14.10%	10.26%	78	3.55
	24	22	13	11	8		

Q15 Do you feel like you have the tools to support your own mental well-being where 1 is not at all and 10 is yes, absolutely?

Answered: 78 Skipped: 0



^ Collapse

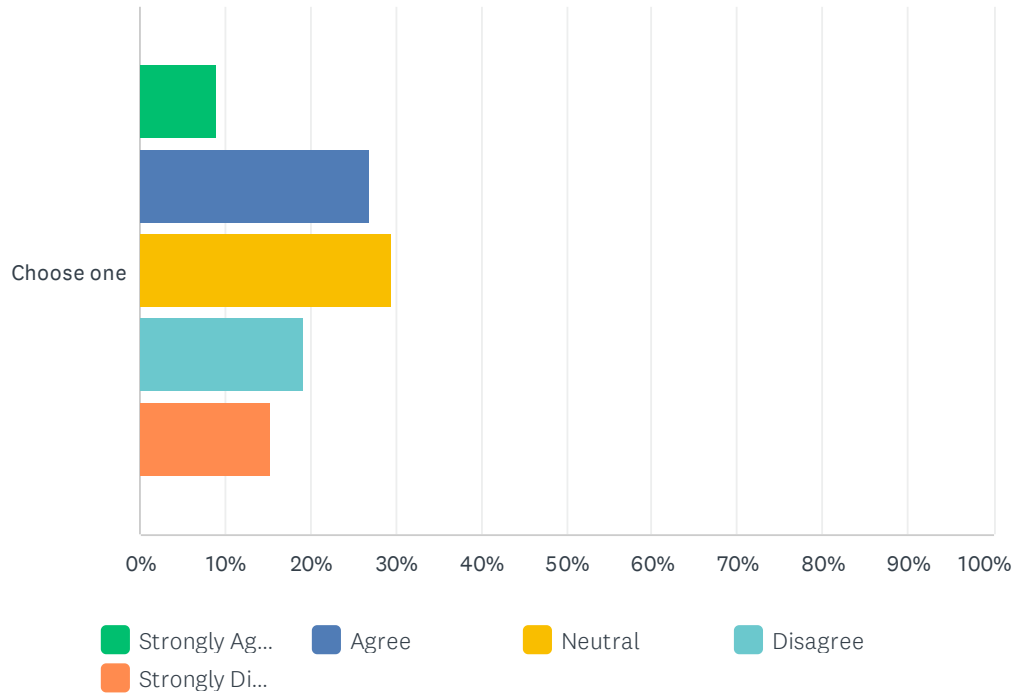
Answer Choices ↓	Percentage ↓	Responses ↓	
● 1	5.13%	4	...
Total		78	

2025 Climate Survey - FARDP

Answer Choices ↓	Percentage ↓	Responses ↓	
● 2	3.85%	3	...
● 3	5.13%	4	...
● 4	1.28%	1	...
● 5	14.10%	11	...
● 6	15.38%	12	...
● 7	12.82%	10	...
● 8	16.67%	13	...
● 9	11.54%	9	...
● 10	7.69%	6	...
● N/A / I don't know	6.41%	5	...
Show comments			
Total		78	

Q16 I would recommend RDP for people seeking a faculty position.

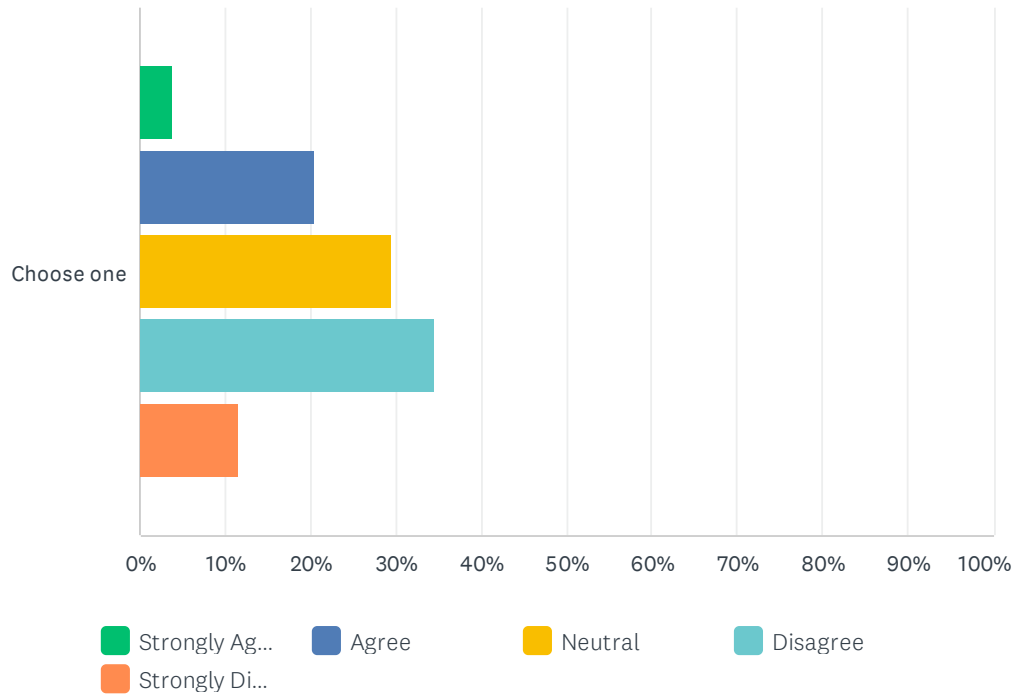
Answered: 78 Skipped: 0



	STRONGLY AGREE	AGREE	NEUTRAL	DISAGREE	STRONGLY DISAGREE	TOTAL	WEIGHTED AVERAGE
Choose one	8.97%	26.92%	29.49%	19.23%	15.38%	78	2.95
	7	21	23	15	12		

Q17 The institution demonstrates a commitment to effective, evidence-based decision-making by adhering to established best practices and relevant data.

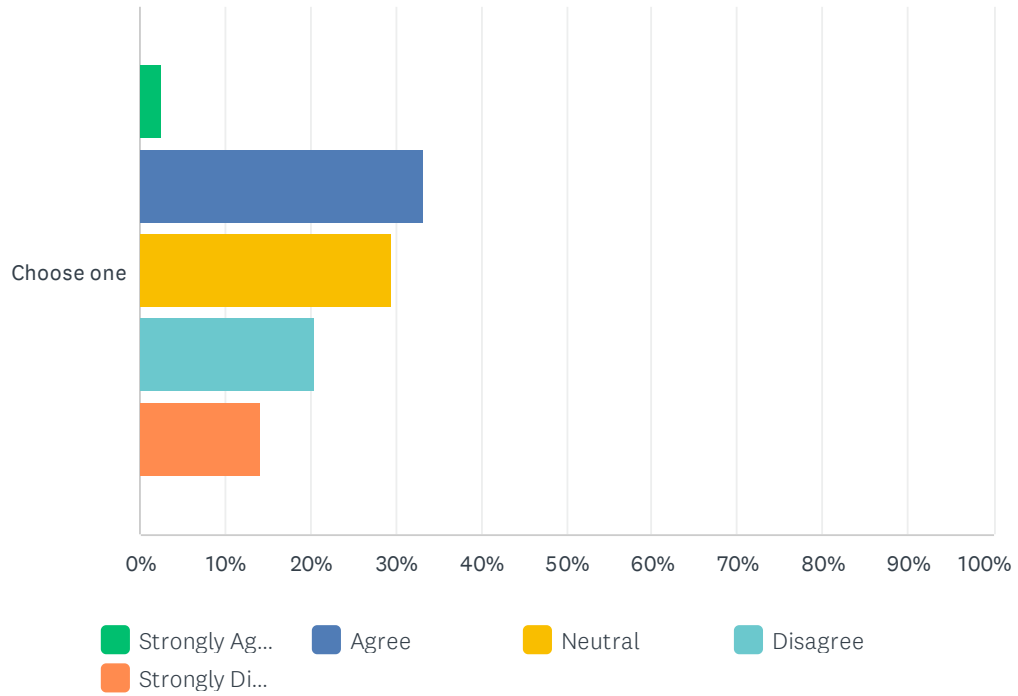
Answered: 78 Skipped: 0



	STRONGLY AGREE	AGREE	NEUTRAL	DISAGREE	STRONGLY DISAGREE	TOTAL	WEIGHTED AVERAGE
Choose one	3.85% 3	20.51% 16	29.49% 23	34.62% 27	11.54% 9	78	2.71

Q18 Red Deer Polytechnic values academic freedom.

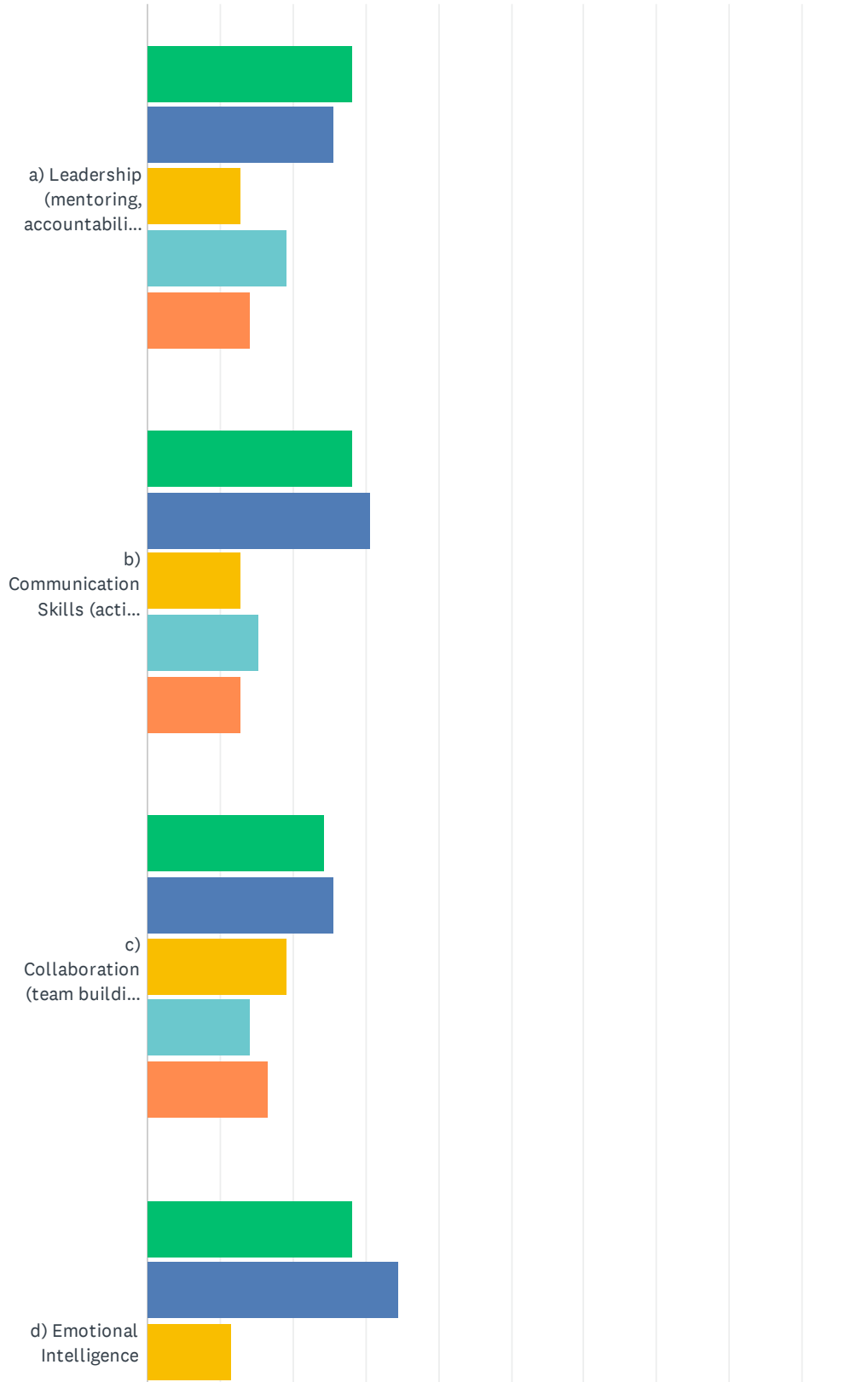
Answered: 78 Skipped: 0



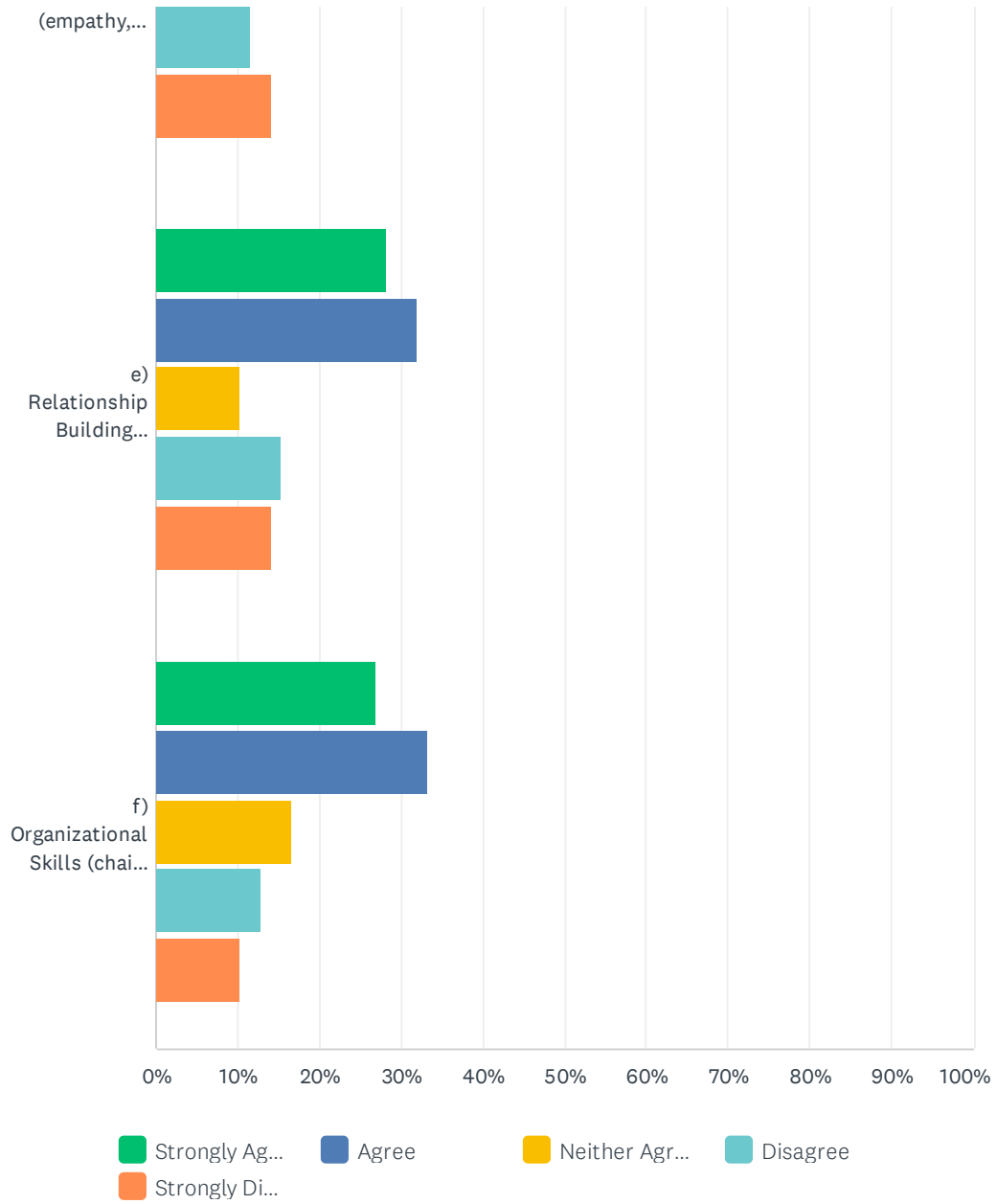
	STRONGLY AGREE	AGREE	NEUTRAL	DISAGREE	STRONGLY DISAGREE	TOTAL	WEIGHTED AVERAGE
Choose one	2.56%	33.33%	29.49%	20.51%	14.10%	78	2.90
	2	26	23	16	11		

Q19 I am satisfied by the role my Direct Supervisor (Associate Dean or Manager), plays in terms of each of the following:

Answered: 78 Skipped: 0



2025 Climate Survey - FARDP



2025 Climate Survey - FARDP

	STRONGLY AGREE	AGREE	NEITHER AGREE NOR DISAGREE	DISAGREE	STRONGLY DISAGREE	TOTAL	WEIGHTED AVERAGE
a) Leadership (mentoring, accountability, etc.):	28.21% 22	25.64% 20	12.82% 10	19.23% 15	14.10% 11	78	2.65
b) Communication Skills (active listening, gives feedback, etc.):	28.21% 22	30.77% 24	12.82% 10	15.38% 12	12.82% 10	78	2.54
c) Collaboration (team building, conflict resolution, etc.):	24.36% 19	25.64% 20	19.23% 15	14.10% 11	16.67% 13	78	2.73
d) Emotional Intelligence (empathy, self-awareness, etc.):	28.21% 22	34.62% 27	11.54% 9	11.54% 9	14.10% 11	78	2.49
e) Relationship Building (trustworthy, respectful, etc.):	28.21% 22	32.05% 25	10.26% 8	15.38% 12	14.10% 11	78	2.55
f) Organizational Skills (chair meetings, meet deadlines, etc.):	26.92% 21	33.33% 26	16.67% 13	12.82% 10	10.26% 8	78	2.46